

# FUND UPDATE

FOR THE QUARTER ENDED 31 DECEMBER 2022



MACQUARIE

## Macquarie Investment Funds

### Macquarie Ethical Leaders Global Shares Fund<sup>1</sup>

This fund update was first made publicly available on: 13 February 2023

#### What is the purpose of this update?

This document tells you how the Macquarie Ethical Leaders Global Shares Fund has performed and what fees were charged. The document will help you to compare the fund with other funds. Macquarie Asset Management Public Investments (NZ) Limited prepared this update in accordance with the Financial Markets Conduct Act 2013. This information is not audited and may be updated.

#### Description of this fund

The fund invests in shares listed on international share markets managed within a sustainable and responsible approach. The fund is managed to specific 'responsible investment' criteria which prohibit investments in certain companies or activities, and encourage investment in companies with strong environmental, social and governance characteristics.

This fund is governed by the Ethical Leaders Charter and has been certified by the Responsible Investment Association of Australasia (RIAA).

The fund's exposure to global shares is through investment in the Ethical Leaders International Share Fund, which is managed using multiple managers that combine investment approaches across a range of markets. The Ethical Leaders International Share Fund takes a responsible investment approach, which integrates environmental, social and governance factors while avoiding companies or industries with recognised high negative social impact.

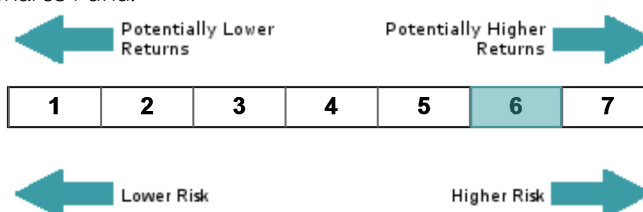
The fund targets a position of being 69% gross hedged to the New Zealand dollar. The hedges are based on the currency weights of the underlying index. Currency hedges are normally rebalanced monthly but may be adjusted intra-month for significant cash flows.

The performance objective is to outperform the MSCI All Country World Index with net dividends reinvested (69% gross hedged to the New Zealand dollar) on a rolling five year basis.

<b>Total value of the fund</b>	NZ\$37,892,160
<b>The date the fund started</b>	06 November 2007

#### What are the risks of investing?

Risk indicator for the Macquarie Ethical Leaders Global Shares Fund:



The risk indicator is rated from 1 (low) to 7 (high). The rating reflects how much the value of the fund's assets goes up and down. A higher risk generally means higher potential returns over time, but more ups and downs along the way.

To help you clarify your own attitude to risk, you can seek financial advice or work out your risk profile at [www.sorted.org.nz](http://www.sorted.org.nz).

Note that even the lowest category does not mean a risk-free investment, and there are other risks that are not captured by this rating.

This risk indicator is not a guarantee of a fund's future performance. The risk indicator is based on the returns data for the 5 year period to 31 December 2022. While risk indicators are usually relatively stable, they do shift from time to time. The risk indicator will continue to be updated in future fund updates.

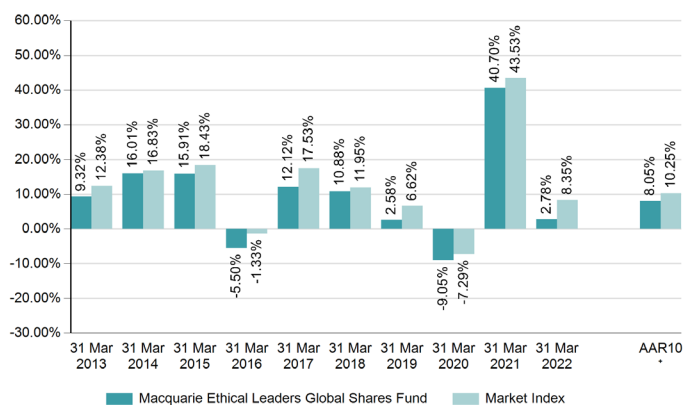
See the Product Disclosure Statement (PDS) for more information about the risks associated with investing in this fund.

#### How has the fund performed?

	Average over past 5 years	Past year
<b>Annual return<sup>2</sup></b> (after deductions for charges and tax)	4.66%	-11.97%
<b>Annual return<sup>2</sup></b> (after deductions for charges but before tax)	5.15%	-12.20%
<b>Market index annual return<sup>2</sup></b> (reflects no deduction for charges and tax)	6.10%	-15.60%

The market index annual return is based on the MSCI All Country World Index with net dividends reinvested (50% hedged to NZD on a net after tax basis based on the current maximum PIR). Additional information about the market index is available on the offer register at [www.companiesoffice.govt.nz/disclose](http://www.companiesoffice.govt.nz/disclose).

### Annual Return Graph<sup>3</sup>



\* Average Annual Return for the last 10 years to 31 December 2022

This shows the return after fund charges and tax for each of the last 10 years ending 31 March. The last bar shows the average annual return for the last 10 years, up to 31 December 2022.

**Important:** This does not tell you how the fund will perform in the future.

Returns in this update are after tax at the highest prescribed investor rate (PIR) of tax for an individual New Zealand resident. Your tax may be lower.

### What fees are investors charged?

Investors in the Macquarie Ethical Leaders Global Shares Fund are charged fund charges. In the year to 31 March 2022 these were:

	% of net asset value
<b>Total fund charges</b>	1.57%
Which are made up of:	
<b>Total management and administration charges</b>	1.57%
Including:	
Manager's basic fee (excluding GST)	1.35%
Other management and administration charges (including GST)	0.22%

Investors may also be charged individual action fees for specific actions or decisions (for example, for withdrawing from or switching funds). See the PDS for the Macquarie Investment Funds Global Shares Funds on the offer register at [www.companiesoffice.govt.nz/disclose](http://www.companiesoffice.govt.nz/disclose) for more information about those fees.

### Example of how this applies to an investor<sup>4</sup>

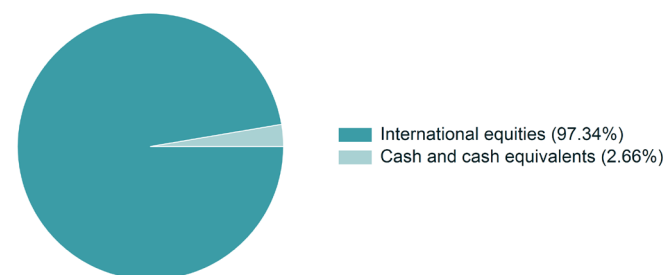
Small differences in fees and charges can have a big impact on your investment over the long term.

Jeff had \$10,000 in the fund at the start of the year and did not make any further contributions. At the end of the year, Jeff received a return after fund charges were deducted of \$380 (that is 3.80% of his initial \$10,000). This gives Jeff a total return after tax of \$278 for the year.

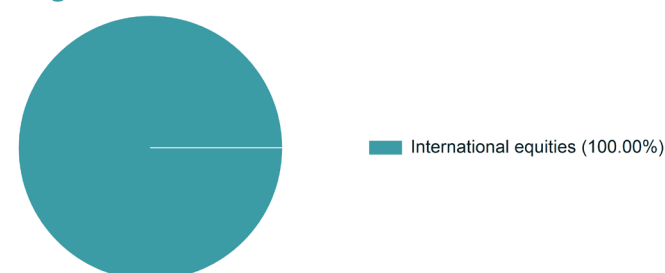
### What does the fund invest in?

This shows the types of assets that the fund invests in.

#### Actual investment mix



#### Target investment mix



### Top 10 investments

Name	% of Fund net assets	Type	Country	Credit Rating (if applicable)
1 AMPCI RESPONSIBLE INVESTMENT LEADE	97.34%	International equities	Australia	N/A

The top 10 investments make up 97.34% of the fund.

## Key personnel

Name	Current position	Time in current position	Previous or other current position	Time in previous or other current position
1 Rebekah Swan	Head of New Zealand Public Investments, Macquarie Asset Management (NZ) Limited	10 months	Managing Director and Head of Client Services, AMP Capital Investors (New Zealand) Limited	1 year 5 months
2 Vicky Hyde-Smith	Associate Director, Macquarie Asset Management (NZ) Limited	10 months	Head of Fixed Income, AMP Capital Investors (New Zealand) Limited	5 years 1 month
3 Grant Hassell	Chair, Macquarie Asset Management (NZ) Limited	10 months	Global Head of Fixed Income, AMP Capital Investors Limited	3 years 4 months
4 Michael Gray	Head of Investment Strategy (NZ), Macquarie Asset Management (NZ) Limited	10 months	Head of Investments NZ, AMP Capital Investors (New Zealand) Limited	1 year
5 Supriya Edwards	Investment Specialist, Macquarie Asset Management (NZ) Limited	10 months	Fixed Income Analyst, AMP Capital Investors (New Zealand) Limited	1 year 7 months

## Further information

You can also obtain this information, the PDS for the Macquarie Investment Funds Global Shares Funds, and some additional information from the offer register at [www.companiesoffice.govt.nz/disclose](http://www.companiesoffice.govt.nz/disclose).

## Notes

1. In March 2022, Macquarie Asset Management Holdings Pty Limited completed the acquisition of the AMP Capital Global Equities and Fixed Income business from AMP Group Holdings Limited. Prior to that acquisition, Macquarie Asset Management Public Investments (NZ) Limited was known as AMP Investment Management (N.Z.) Limited and the Macquarie Ethical Leaders Global Shares Fund was known as the AMP Capital Ethical Leaders Global Shares Fund.
2. These returns are for the periods ending 31 December 2022.
3. The bar graph shows fund returns after the deduction of fees and tax, however, the market index returns are shown before any fees or tax are deducted.
4. The returns and tax calculations used in this example are the actual fund returns and tax charges (or rebates) for the year ended 31 March 2022. Net of tax returns can be more than gross of tax returns where, due to the fund's tax position, it receives a tax rebate rather than paying tax.

## CONTACT US

If you have any enquiries about your investment or any of Macquarie's products or services please call us on 0800 400 499.

Other than Macquarie Bank Limited ABN 46 008 583 542 ("Macquarie Bank"), any Macquarie Group entity noted in this material is not an authorised deposit-taking institution for the purposes of the Banking Act 1959 (Commonwealth of Australia). The obligations of these other Macquarie Group entities do not represent deposits or other liabilities of Macquarie Bank. Macquarie Bank does not guarantee or otherwise provide assurance in respect of the obligations of these other Macquarie Group entities. In addition, if this communication relates to an investment, (a) the investor is subject to investment risk including possible delays in repayment and loss of income and principal invested and (b) none of Macquarie Bank or any other Macquarie Group entity guarantees any particular rate of return on or the performance of the investment, nor do they guarantee repayment of capital in respect of the investment.