

# FUND UPDATE

FOR THE QUARTER ENDED 31 DECEMBER 2021

## AMP Capital Investment Funds

### Ethical Leaders Hedged Global Fixed Interest Index Fund (see note 1 below).

This fund update was first made publicly available on: 14 February 2022

#### What is the purpose of this update?

This document tells you how the Ethical Leaders Hedged Global Fixed Interest Index Fund has performed and what fees were charged. The document will help you to compare the fund with other funds. AMP Investment Management (N.Z.) Limited prepared this update in accordance with the Financial Markets Conduct Act 2013. This information is not audited and may be updated.

#### Description of this fund

The fund is a passively managed international fixed interest portfolio that is designed to track the return of the Bloomberg Barclays MSCI Global Aggregate SRI Select ex Fossil Fuels Index. The fund is managed to specific 'responsible investment' criteria which prohibit investments in certain companies or activities, and encourage investment in companies with strong environmental, social and governance characteristics. This fund is governed by an ethical charter (available at [www.ampcapital.com/ethicalcharter](http://www.ampcapital.com/ethicalcharter)) and has been certified by the Responsible Investment Association of Australasia (RIAA).

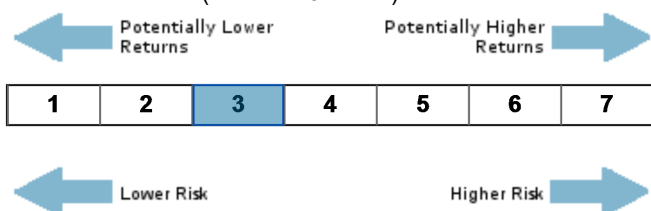
The fund is fully hedged to New Zealand dollars.

The performance objective is to provide a return that closely matches the return of Bloomberg Barclays MSCI Global Aggregate SRI Select ex Fossil Fuels Index, fully hedged to the New Zealand dollar (see note 2 below).

<b>Total value of the fund</b>	NZ\$180,116,364
<b>The date the fund started</b>	27 November 2017

#### What are the risks of investing?

Risk indicator for the Ethical Leaders Hedged Global Fixed Interest Index Fund (see note 3 below):



The risk indicator is rated from 1 (low) to 7 (high). The rating reflects how much the value of the fund's assets goes up and down. A higher risk generally means higher potential returns over time, but more ups and downs along the way.

To help you clarify your own attitude to risk, you can seek financial advice or work out your risk profile at [www.sorted.org.nz](http://www.sorted.org.nz).

Note that even the lowest category does not mean a risk-free investment, and there are other risks that are not captured by this rating.

This risk indicator is not a guarantee of a fund's future performance. The risk indicator is based on the returns data for the 5 year period to 31 December 2021. While risk indicators are usually relatively stable, they do shift from time to time. The risk indicator will continue to be updated in future fund updates.

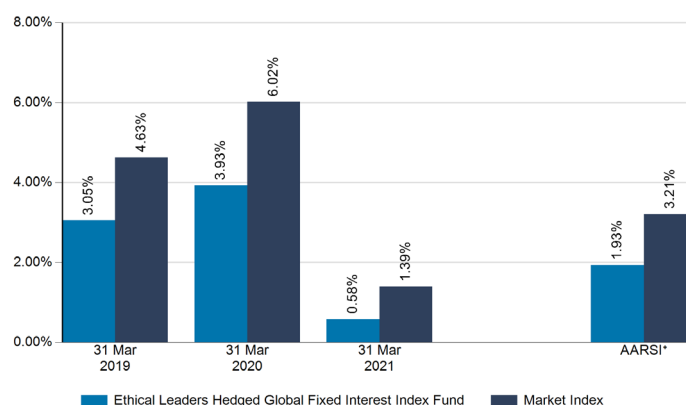
See the Product Disclosure Statement (PDS) for more information about the risks associated with investing in this fund.

#### How has the fund performed?

	Past year
<b>Annual return<sup>4</sup> (after deductions for charges and tax)</b>	-1.52%
<b>Annual return<sup>4</sup> (after deductions for charges but before tax)</b>	-2.10%
<b>Market index annual return<sup>4</sup> (reflects no deduction for charges and tax)</b>	-1.38%

The market index annual return is based on the Bloomberg Barclays MSCI Global Aggregate SRI Select ex-Fossil Fuels ex-IDR, CNY Treasury Index, fully hedged to NZD. Prior to 21 June 2021 the fund's market index was the Bloomberg Barclays Global Aggregate Index. The reason for the change in market index is because the fund's investment strategy changed. Additional information about the market index is available on the offer register at [www.companiesoffice.govt.nz/disclose](http://www.companiesoffice.govt.nz/disclose).

#### Annual Return Graph<sup>5</sup>



\* Average Annual Return Since Inception to 31 December 2021

This shows the return after fund charges and tax for each year ending 31 March since the fund started. The last bar shows the average annual return since the fund started, up to 31 December 2021.

**Important:** This does not tell you how the fund will perform in the future.

Returns in this update are after tax at the highest prescribed investor rate (PIR) of tax for an individual New Zealand resident. Your tax may be lower.

### What fees are investors charged?

Investors in the Ethical Leaders Hedged Global Fixed Interest Index Fund are charged fund charges. In the year to 31 March 2021 these were:

	% of net asset value
<b>Total fund charges</b>	0.41%
Which are made up of:	
<b>Total management and administration charges</b>	0.41%
Including:	
Manager's basic fee (excluding GST)	0.35%
Other management and administration charges (including GST)	0.06%

Investors may also be charged individual action fees for specific actions or decisions (for example, for withdrawing from or switching funds). See the PDS for the AMP Capital Investment Funds Index Funds on the offer register at [www.companiesoffice.govt.nz/disclose](http://www.companiesoffice.govt.nz/disclose) for more information about those fees.

### Example of how this applies to an investor<sup>6</sup>


Small differences in fees and charges can have a big impact on your investment over the long term.

Jeff had \$10,000 in the fund at the start of the year and did not make any further contributions. At the end of the year, Jeff received a return after fund charges were deducted of \$80 (that is 0.80% of his initial \$10,000). This gives Jeff a total return after tax of \$58 for the year.

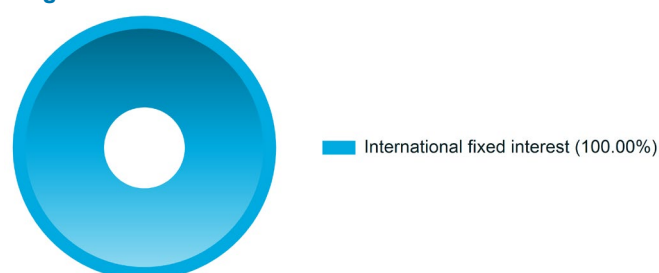
### What does the fund invest in?

This shows the types of assets that the fund invests in.

#### Actual investment mix



#### Target investment mix



### Top 10 investments

Name	% of Fund net assets	Type	Country	Credit Rating (if applicable)
1 iShares MBS ETF	13.13%	International fixed interest	United States	N/A
United States Treasury Note/Bond - maturing 15 Mar 24	1.20%	International fixed interest	United States	AA+
2 Japan Government Twenty Year Bond - maturing 20 Sep 36	1.09%	International fixed interest	Japan	A
3 Japan Government Five Year Bond - maturing 20 Dec 24	0.85%	International fixed interest	Japan	A
4 United States Treasury Note/Bond - maturing 31 Jul 23	0.85%	International fixed interest	United States	AA+
5 United States Treasury Note/Bond - maturing 15 May 24	0.85%	International fixed interest	United States	AA+
6 United States Treasury Note/Bond - maturing 31 Jan 24	0.84%	International fixed interest	United States	AA+
7 United States Treasury Note/Bond - maturing 31 Dec 24	0.83%	International fixed interest	United States	AA+
8 United States Treasury Note/Bond - maturing 31 Oct 23	0.83%	International fixed interest	United States	AA+
9 United States Treasury Note/Bond - maturing 28 Feb 23	0.83%	International fixed interest	United States	AA+

The top 10 investments make up 21.30% of the fund.

## Key personnel

Name	Current position	Time in current position	Previous or other current position	Time in previous or other current position
1 Rebekah Swan	Managing Director and Head of Client Services, AMP Capital Investors (New Zealand) Limited	1 year 2 months	ESG Investment Specialist, NZ and Head of Product, AMP Capital Investors (New Zealand) Limited	1 year 8 months
2 Vicky Hyde-Smith	Head of Fixed Income, AMP Capital Investors (New Zealand) Limited	4 years 10 months	Co-Head of Fixed Income, AMP Capital Investors (New Zealand) Limited	10 months
3 Grant Hassell	Global Head of Fixed Income, AMP Capital Investors Limited	3 years 1 month	Managing Director, AMP Capital Investors (New Zealand) Limited	3 years 8 months
4 Michael Gray	Head of Investments NZ, AMP Capital Investors (New Zealand) Limited	9 months	Founder of MJ Gray Consulting Limited	6 months
5 Trent Loi	Portfolio Manager, Market Solutions, AMP Capital Investors Limited	8 years 1 month	Senior Analyst, AMP Capital Investors Limited	1 year 8 months

## Further information

You can also obtain this information, the PDS for the AMP Capital Investment Funds Index Funds, and some additional information from the offer register at [www.companiesoffice.govt.nz/disclose](http://www.companiesoffice.govt.nz/disclose).

## CONTACT US

If you have any enquiries about your investment or any of AMP Capital's products or services please call us on 0800 400 499.

## Notes

1. Prior to 21 June 2021 the fund was called the Hedged Global Fixed Interest Index Fund.
2. Prior to 21 June 2021 the fund's market index was the Bloomberg Barclays Global Aggregate Index. The reason for the change in market index is because the fund's investment strategy changed.
3. A combination of actual fund returns and market index returns were used to determine the risk indicator for the Hedged Global Fixed Interest Index Fund as this fund commenced operation on 1 December 2017. The risk indicator may therefore provide a less reliable indicator of potential future volatility of this fund. For the five year period ending 31 December 2021, market index returns have been used up to 1 December 2017 with actual fund returns used for the balance of the period to 31 December 2021.
4. These returns are for the period ending 31 December 2021. See note 5 below regarding the market index return.
5. The bar chart shows fund returns after the deduction of fees and tax, however, the market index returns are shown before any fees or tax are deducted. The market index used to calculate the return for the period 21 June 2021 to 30 June 2021 was the Bloomberg Barclays Global Aggregate Index because the Bloomberg Barclays MSCI Global Aggregate SRI Select ex Fossil Fuels Index was not available until 1 July 2021.
6. The returns and tax calculations used in this example are the actual fund returns and tax charges (or rebates) for the year ended 31 March 2021. Net of tax returns can be more than gross of tax returns where, due to the fund's tax position, it receives a tax rebate rather than paying tax.