

FUND UPDATE

FOR THE QUARTER ENDED 30 SEPTEMBER 2021

AMP Capital Investment Funds

AMP Capital Income Generator Fund

This fund update was first made publicly available on: 29 October 2021

What is the purpose of this update?

This document tells you how the AMP Capital Income Generator Fund has performed and what fees were charged. The document will help you to compare the fund with other funds. AMP Investment Management (N.Z.) Limited prepared this update in accordance with the Financial Markets Conduct Act 2013. This information is not audited and may be updated.

Description of this fund

The fund aims to provide a gross fixed monthly income in excess of bank deposit rates, along with a positive return on capital over the long term. To achieve this, the fund invests in a diversified mix of growth and defensive assets, with a focus on reliable income generation.

Payment of a fixed monthly distribution is delivered by actively managing a diversified range of income-producing assets such as fixed interest securities, corporate bonds, equities and infrastructure.

Environmental, Social and Governance characteristics are integrated into the underlying investment managers' investment processes.

The fund's foreign currency exposure (excluding Australian dollar exposure) is fully hedged back to New Zealand dollars. Australian dollar exposure is not currently hedged.

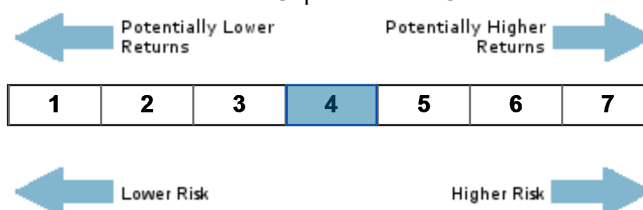
The performance objective of the fund is to maximise the amount of the monthly distribution payments by outperforming, over the medium term, the weighted average return of the market indices used to measure performance of the underlying funds/assets in which the fund invests.

Total value of the fund	NZ\$82,018,168
--------------------------------	----------------

The date the fund started	30 June 2014
----------------------------------	--------------

What are the risks of investing?

Risk indicator for the AMP Capital Income Generator Fund:



The risk indicator is rated from 1 (low) to 7 (high). The rating reflects how much the value of the fund's assets goes up and down. A higher risk generally means higher potential returns over time, but more ups and downs along the way.

To help you clarify your own attitude to risk, you can seek financial advice or work out your risk profile at www.sorted.org.nz.

Note that even the lowest category does not mean a risk-free investment, and there are other risks that are not captured by this rating.

This risk indicator is not a guarantee of a fund's future performance. The risk indicator is based on the returns data for the 5 year period to 30 September 2021. While risk indicators are usually relatively stable, they do shift from time to time. The risk indicator will continue to be updated in future fund updates.

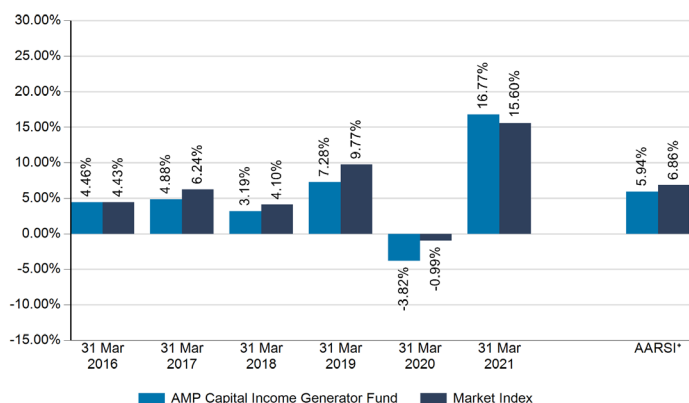
See the Product Disclosure Statement (PDS) for more information about the risks associated with investing in this fund.

How has the fund performed?

	Average over past 5 years	Past year
Annual return¹ (after deductions for charges and tax)	5.34%	8.84%
Annual return¹ (after deductions for charges but before tax)	6.30%	9.05%
Market index annual return¹ (reflects no deduction for charges and tax)	6.50%	7.10%

The market index annual return is based on the weighted average return of the market indices used to measure performance of the underlying funds/assets. Additional information about the market index is available on the offer register at www.companiesoffice.govt.nz/disclose.

Annual Return Graph²



* Average Annual Return Since Inception to 30 September 2021

This shows the return after fund charges and tax for each year ending 31 March since the fund started. The last bar shows the average annual return since the fund started, up to 30 September 2021.

Important: This does not tell you how the fund will perform in the future.

Returns in this update are after tax at the highest prescribed investor rate (PIR) of tax for an individual New Zealand resident. Your tax may be lower.

What fees are investors charged?

Investors in the AMP Capital Income Generator Fund are charged fund charges. In the year to 31 March 2021 these were:

	% of net asset value
Total fund charges	0.89%
Which are made up of:	
Total management and administration charges	0.89%
Including:	
Manager's basic fee (excluding GST)	0.80%
Other management and administration charges (including GST)	0.09%

Investors may also be charged individual action fees for specific actions or decisions (for example, for withdrawing from or switching funds). See the PDS for the AMP Capital Investment Funds Goals Based Funds on the offer register at www.companiesoffice.govt.nz/disclose for more information about those fees.

Example of how this applies to an investor³

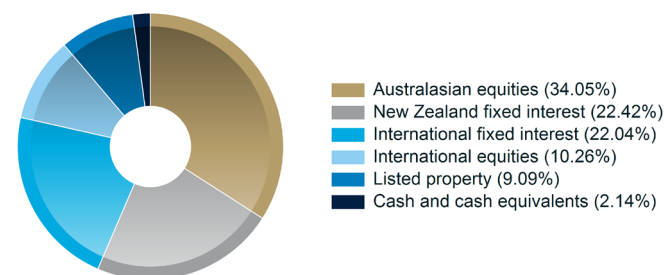
Small differences in fees and charges can have a big impact on your investment over the long term.

Jeff had \$10,000 in the fund at the start of the year and did not make any further contributions. At the end of the year, Jeff received a return after fund charges were deducted of \$1,799 (that is 17.99% of his initial \$10,000). This gives Jeff a total return after tax of \$1,677 for the year.


What does the fund invest in?

This shows the types of assets that the fund invests in.

Actual investment mix



Target investment mix



Top 10 investments

Name	% of Fund net assets	Type	Country	Credit Rating (if applicable)
1 New Zealand Government Inflation Linked Bond - maturing 20 Sep 40	4.10%	New Zealand fixed interest	New Zealand	AA+
2 New Zealand Government Inflation Linked Bond - maturing 20 Sep 25	4.00%	New Zealand fixed interest	New Zealand	AA+
3 Fisher & Paykel Healthcare Corp Ltd	3.55%	Australasian equities	New Zealand	N/A
4 iShares MBS ETF	2.88%	International fixed interest	United States	N/A
5 Spark New Zealand Ltd	2.46%	Australasian equities	New Zealand	N/A
6 Mainfreight Ltd	1.74%	Australasian equities	New Zealand	N/A
7 Fletcher Building Ltd	1.52%	Australasian equities	New Zealand	N/A
8 Meridian Energy Ltd	1.39%	Australasian equities	New Zealand	N/A
9 Auckland International Airport Ltd	1.22%	Australasian equities	New Zealand	N/A
10 Infratil Ltd	1.21%	Australasian equities	New Zealand	N/A

The top 10 investments make up 24.07% of the fund.

Key personnel

Name	Current position	Time in current position	Previous or other current position	Time in previous or other current position
1 Rebekah Swan	Managing Director and Head of Client Services, AMP Capital Investors (New Zealand) Limited	11 months	ESG Investment Specialist, NZ and Head of Product, AMP Capital Investors (New Zealand) Limited	1 year 8 months
2 Vicky Hyde-Smith	Head of Fixed Income, AMP Capital Investors (New Zealand) Limited	4 years 7 months	Co-Head of Fixed Income, AMP Capital Investors (New Zealand) Limited	10 months
3 Grant Hassell	Global Head of Fixed Income, AMP Capital Investors Limited	2 years 10 months	Managing Director, AMP Capital Investors (New Zealand) Limited	3 years 8 months
4 Michael Gray	Head of Investments NZ, AMP Capital Investors (New Zealand) Limited	6 months	Founder of MJ Gray Consulting Limited	6 months
5 Trent Loi	Portfolio Manager, Market Solutions, AMP Capital Investors Limited	7 years 10 months	Senior Analyst, AMP Capital Investors Limited	1 year 8 months

Further information

You can also obtain this information, the PDS for the AMP Capital Investment Funds Goals Based Funds, and some additional information from the offer register at www.companiesoffice.govt.nz/disclose.

Notes

1. These returns are for the periods ending 30 September 2021.
2. The bar chart shows fund returns after the deduction of fees and tax, however, the market index returns are shown before any fees or tax are deducted.
3. The returns and tax calculations used in this example are the actual fund returns and tax charges (or rebates) for the year ended 31 March 2021. Net of tax returns can be more than gross of tax returns where, due to the fund's tax position, it receives a tax rebate rather than paying tax.

CONTACT US

If you have any enquiries about your investment or any of AMP Capital's products or services please call us on 0800 400 499.