

FUND UPDATE

FOR THE QUARTER ENDED 31 DECEMBER 2021

AMP Capital Investment Funds

AMP Capital NZ Short Duration Fund

This fund update was first made publicly available on: 14 February 2022

What is the purpose of this update?

This document tells you how the AMP Capital NZ Short Duration Fund has performed and what fees were charged. The document will help you to compare the fund with other funds. AMP Investment Management (N.Z.) Limited prepared this update in accordance with the Financial Markets Conduct Act 2013. This information is not audited and may be updated.

Description of this fund

The fund is an actively managed portfolio of fixed interest securities, focusing predominantly on corporate securities in the New Zealand and Australian market with a shorter average maturity than a standard fixed interest fund.

The fund specifically targets credit risk and interest rate risk as a source of return. Investment is in a range of fixed interest securities, including corporate, bank, local authority and state owned enterprise bonds, mortgage and asset-backed securities, infrastructure debt, government bonds, credit default swaps, interest rate swaps, cash and cash-like securities. The fund may also contain a modest amount of foreign currency fixed interest securities, 100% hedged back to New Zealand dollars.

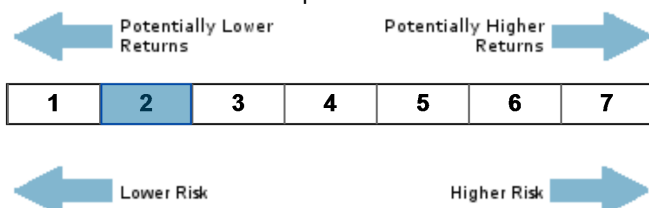
Environmental, Social and Governance characteristics are integrated into our investment process.

The performance objective of the fund is to provide a Gross Return (see note 1 below) above the return of the Bloomberg NZBond Swaps 1-3 Year Index on a rolling three year basis.

Total value of the fund	NZ\$201,705,467
The date the fund started	28 September 2007

What are the risks of investing?

Risk indicator for the AMP Capital NZ Short Duration Fund:



The risk indicator is rated from 1 (low) to 7 (high). The rating reflects how much the value of the fund's assets goes up and down. A higher risk generally means higher potential returns over time, but more ups and downs along the way.

To help you clarify your own attitude to risk, you can seek financial advice or work out your risk profile at www.sorted.org.nz.

Note that even the lowest category does not mean a risk-free investment, and there are other risks that are not captured by this rating.

This risk indicator is not a guarantee of a fund's future performance. The risk indicator is based on the returns data for the 5 year period to 31 December 2021. While risk indicators are usually relatively stable, they do shift from time to time. The risk indicator will continue to be updated in future fund updates.

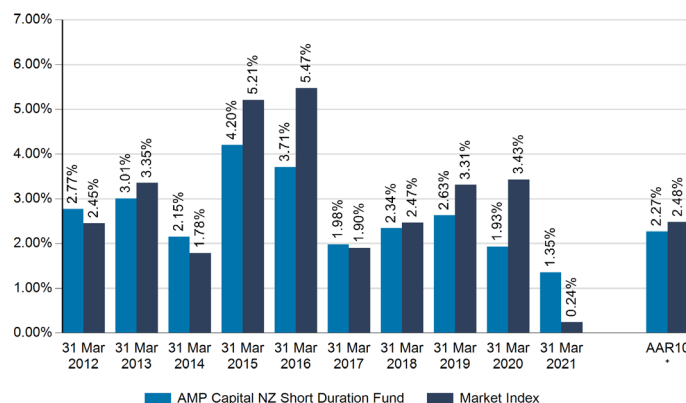
See the Product Disclosure Statement (PDS) for more information about the risks associated with investing in this fund.

How has the fund performed?

	Average over past 5 years	Past year
Annual return² (after deductions for charges and tax)	1.59%	-1.36%
Annual return² (after deductions for charges but before tax)	2.22%	-1.88%
Market index annual return² (reflects no deduction for charges and tax)	1.58%	-2.66%

The market index annual return is based on the Bloomberg NZBond Swaps 1-3 Year Index. Additional information about the market index is available on the offer register at www.companiesoffice.govt.nz/disclose.

Annual Return Graph³



³ Average Annual Return for the last 10 years to 31 December 2021

This shows the return after fund charges and tax for each of the last 10 years ending 31 March. The last bar shows the average annual return for the last 10 years, up to 31 December 2021.

Important: This does not tell you how the fund will perform in the future.

Returns in this update are after tax at the highest prescribed investor rate (PIR) of tax for an individual New Zealand resident. Your tax may be lower.

What fees are investors charged?

Investors in the AMP Capital NZ Short Duration Fund are charged fund charges. In the year to 31 March 2021 these were:

	% of net asset value
Total fund charges	0.58%
Which are made up of:	
Total management and administration charges	0.58%
Including:	
Manager's basic fee (excluding GST)	0.55%
Other management and administration charges (including GST)	0.03%

Investors may also be charged individual action fees for specific actions or decisions (for example, for withdrawing from or switching funds). See the PDS for the AMP Capital Investment Funds Cash and Fixed Interest Funds on the offer register at www.companiesoffice.govt.nz/disclose for more information about those fees.

Example of how this applies to an investor⁴

Small differences in fees and charges can have a big impact on your investment over the long term.

Jeff had \$10,000 in the fund at the start of the year and did not make any further contributions. At the end of the year, Jeff received a return after fund charges were deducted of \$188 (that is 1.88% of his initial \$10,000). This gives Jeff a total return after tax of \$135 for the year.

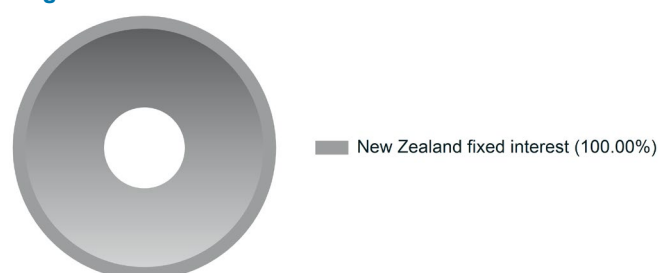
What does the fund invest in?

This shows the types of assets that the fund invests in.

Actual investment mix



Target investment mix



Top 10 investments

	Name	% of Fund net assets	Type	Country	Credit Rating (if applicable)
1	Auckland International Airport Ltd - maturing 11 Oct 22	3.90%	New Zealand fixed interest	New Zealand	A-
2	Auckland Council - maturing 25 Mar 24	3.57%	New Zealand fixed interest	New Zealand	AA
3	ASB Bank Ltd - maturing 07 Sep 23	3.56%	New Zealand fixed interest	New Zealand	A+
4	Christchurch City Holdings Ltd - maturing 27 Nov 24	3.27%	New Zealand fixed interest	New Zealand	AA-
5	Toyota Finance New Zealand Ltd - maturing 12 Sep 23	3.14%	New Zealand fixed interest	New Zealand	A+
6	Southland Building Society - note maturing 25 Feb 22	2.97%	New Zealand fixed interest	New Zealand	BBB+
7	Transpower New Zealand Ltd - maturing 14 Mar 24	2.94%	New Zealand fixed interest	New Zealand	AA-
8	Auckland International Airport Ltd - maturing 02 Nov 23	2.71%	New Zealand fixed interest	New Zealand	A-
9	Rotorua District Council - maturing 23 Sep 22	2.58%	New Zealand fixed interest	New Zealand	A
10	New Zealand Local Government Funding Agency Bond - maturing 15 Apr 26	2.55%	New Zealand fixed interest	New Zealand	AA+

The top 10 investments make up 31.19% of the fund.

Key personnel

Name	Current position	Time in current position	Previous or other current position	Time in previous or other current position
1 Vicky Hyde-Smith	Head of Fixed Income, AMP Capital Investors (New Zealand) Limited	4 years 10 months	Co-Head of Fixed Income, AMP Capital Investors (New Zealand) Limited	10 months
2 Tim Mowbray	Portfolio Manager, AMP Capital Investors (New Zealand) Limited	3 years 10 months	Investment Analyst, Fixed Income, AMP Capital Investors (New Zealand) Limited	2 years
3 Carrick Lucas	Portfolio Manager, AMP Capital Investors (New Zealand) Limited	1 year 9 months	Fixed Income Analyst, AMP Capital Investors (New Zealand) Limited	1 year 4 months
4 Rebekah Swan	Managing Director and Head of Client Services, AMP Capital Investors (New Zealand) Limited	1 year 2 months	ESG Investment Specialist, NZ and Head of Product, AMP Capital Investors (New Zealand) Limited	1 year 8 months
5 Michael Gray	Head of Investments NZ, AMP Capital Investors (New Zealand) Limited	9 months	Founder of MJ Gray Consulting Limited	6 months

Further information

You can also obtain this information, the PDS for the AMP Capital Investment Funds Cash and Fixed Interest Funds, and some additional information from the offer register at www.companiesoffice.govt.nz/disclose.

Notes

1. Gross Return is the return before the deduction of tax, expenses and fees and assumes all income is reinvested.
2. These returns are for the periods ending 31 December 2021.
3. The bar chart shows fund returns after the deduction of fees and tax, however, the market index returns are shown before any fees or tax are deducted.
4. The returns and tax calculations used in this example are the actual fund returns and tax charges (or rebates) for the year ended 31 March 2021. Net of tax returns can be more than gross of tax returns where, due to the fund's tax position, it receives a tax rebate rather than paying tax.

CONTACT US

If you have any enquiries about your investment or any of AMP Capital's products or services please call us on 0800 400 499.