

# Fund update

## Mercer All Country Global Shares Index Fund Mercer Investment Funds

### Quarter ending 30 September 2024

This fund update was first made publicly available on: 29 October 2024

### What is the purpose of this update?

This document tells you how the Mercer All Country Global Shares Index Fund has performed and what fees were charged. The document will help you to compare the fund with other funds. Mercer (N.Z.) Limited prepared this update in accordance with the Financial Markets Conduct Act 2013. This information is not audited and may be updated.

### Description of this fund

The fund is a passively managed international shares portfolio that is designed to track the return of the MSCI All Country World ex Tobacco Index. Environmental, Social and Governance characteristics are integrated into the underlying investment managers' investment processes. The fund aims to provide a return that closely matches the return of the MSCI All Country World ex Tobacco Index with net dividends reinvested (50% hedged to NZD on an after-tax basis).

|                           |                  |
|---------------------------|------------------|
| Total value of the fund   | \$79,427,997     |
| The date the fund started | 27 November 2017 |

### What are the risks of investing?

#### Risk indicator for the Mercer All Country Global Shares Index Fund:



The risk indicator is rated from 1 (low) to 7 (high). The rating reflects how much the value of the fund's assets goes up and down. A higher risk generally means higher potential returns over time, but more ups and downs along the way.

To help you clarify your own attitude to risk, you can seek financial advice or work out your risk profile at [www.sorted.org.nz/tools/investor-profiler](http://www.sorted.org.nz/tools/investor-profiler)

Note that even the lowest category does not mean a risk-free investment, and there are other risks that are not captured by this rating.

This risk indicator is not a guarantee of a fund's future performance. The risk indicator is based on the returns data for 5 years to 30 September 2024. While risk indicators are usually relatively stable, they do shift from time to time. The risk indicator will continue to be updated in future fund updates.

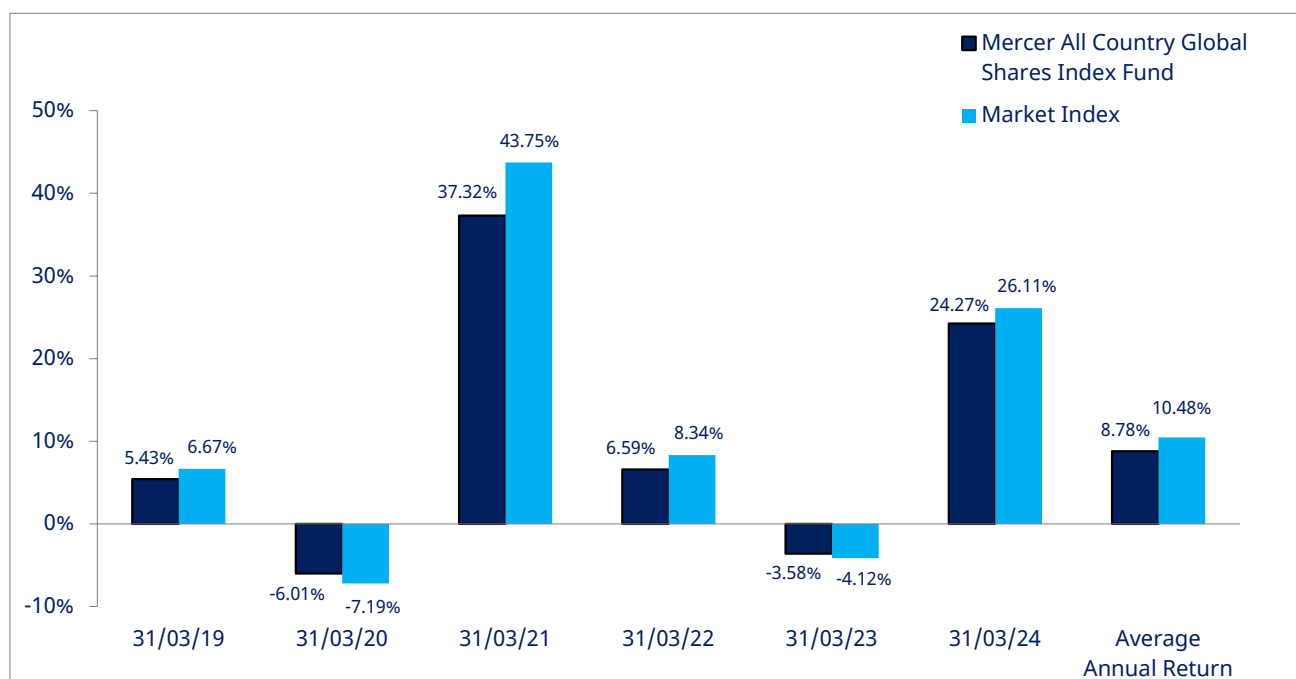
See the product disclosure statement (PDS) for more information about the risks associated with investing in this fund.

## How has the fund performed?

|   | Average over past 5 years | Past year |
|---|---------------------------|-----------|
| <b>Annual return<sup>1</sup></b><br><i>(after deductions for charges and tax)</i>                   | 10.03%                    | 24.27%    |
| <b>Annual return<sup>1</sup></b><br><i>(after deductions for charges but before tax)</i>            | 11.28%                    | 26.74%    |
| <b>Market index annual return<sup>1</sup></b><br><i>(reflects no deduction for charges and tax)</i> | 11.79%                    | 28.14%    |

The market index annual return is based on the MSCI All Country World ex Tobacco Index with net dividends reinvested (50% hedged to NZD on an after-tax basis). Additional information about the market index is available on the offer register at [www.disclose-register.companiesoffice.govt.nz](http://www.disclose-register.companiesoffice.govt.nz)

### Annual Return Graph<sup>2</sup>



This shows the return after fund charges and tax for each year ending 31 March since the fund started. The last bar shows the average annual return since the fund started, up to 30 September 2024.

**Important:** This does not tell you how the fund will perform in the future.

Returns in this update are after tax at the highest prescribed investor rate (PIR) of tax for an individual New Zealand resident. Your tax may be lower.

## What fees are investors charged?

Investors in the Mercer All Country Global Shares Index Fund are charged fund charges. In the year to 31 March 2024 these were:

|   | % of net asset value |
|---|----------------------|
| <b>Total fund charges</b>                                   | 0.46%                |
| Which are made up of:                                       |                      |
| <b>Total management and administration charges</b>          | 0.46%                |
| Including:  |                      |
| Manager's basic fee (excluding GST <sup>3</sup> )           | 0.30%                |
| Other management and administration charges (including GST) | 0.16%                |
| <b>Total performance based fees</b>                         | 0.00%                |

Investors may also be charged individual action fees for specific actions or decisions (for example, for withdrawing from or switching funds). See the PDS for the Mercer Index Funds on the offer register at [www.disclose-register.companiesoffice.govt.nz](http://www.disclose-register.companiesoffice.govt.nz) for more information about those fees.

Small differences in fees and charges can have a big impact on your investment over the long term.

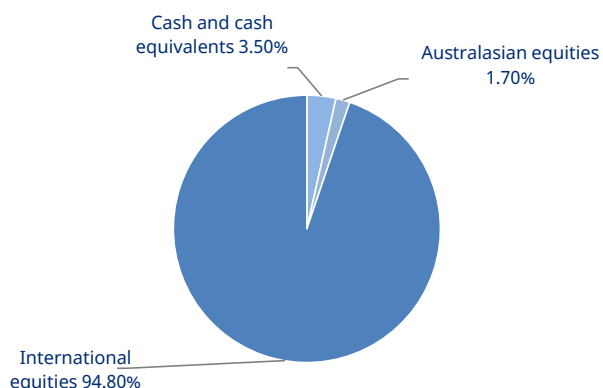
### Example of how this applies to an investor

Ben had \$10,000 in the fund at the start of the year and did not make any further contributions. At the end of the year, Ben received a return after fund charges were deducted of \$2,427.00 (that is 24.27% of his initial \$10,000). Ben also paid \$0.00 in other charges. This gives Ben a total return after tax of \$2,427.00 for the year.

## What does the fund invest in?

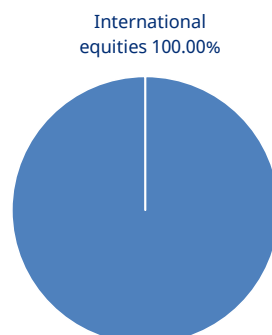
### Actual investment mix<sup>4,5</sup>

This shows the types of assets that the fund invests in.



### Target investment mix

This shows the mix of assets that the fund generally intends to invest in.



### Top 10 Investments<sup>6</sup>

| Name   | % of fund net assets | Type                   | Country       | Credit rating (if available) |
|--|----------------------|------------------------|---------------|------------------------------|
| 1 Macquarie True Index Emerging Markets Fund | 11.41%               | International equities | Australia     | NA                           |
| 2 Apple Inc                                  | 4.20%                | International equities | United States | NA                           |
| 3 Microsoft Corporation                      | 3.76%                | International equities | United States | NA                           |
| 4 Nvidia Corporation                         | 3.69%                | International equities | United States | NA                           |
| 5 Amazon.com Inc                             | 2.16%                | International equities | United States | NA                           |
| 6 Meta Platforms Inc                         | 1.56%                | International equities | United States | NA                           |
| 7 Alphabet Inc Class A                       | 1.20%                | International equities | United States | NA                           |
| 8 Alphabet Inc Class C                       | 1.04%                | International equities | United States | NA                           |
| 9 Broadcom Corporation                       | 0.94%                | International equities | United States | NA                           |
| 10 Tesla Inc                                 | 0.93%                | International equities | United States | NA                           |

The top 10 investments make up 30.89% of the fund.

### Currency management

The fund targets a position of being 69% gross hedged to New Zealand dollars, with the hedges based on the currency weights of the underlying index. Currency hedges are normally rebalanced monthly but may be adjusted intra-month for significant cash flows. See the Statement of Investment Policy and Objectives on the scheme register at [www.disclose-register.companiesoffice.govt.nz](http://www.disclose-register.companiesoffice.govt.nz) for more information about currency management.

Hedging coverage, on a net of tax basis, for the Fund's exposure to foreign currency as at 30 September 2024 was 51.60%.

## Key personnel

This shows the directors and employees who have the most influence on the investment decisions of the fund.

| Name             | Current Position  | Time in current position | Previous/other position   | Time in previous/other position |
|------------------|---|--------------------------|---|---------------------------------|
| Ross Butler      | Chair - Mercer (N.Z.) Ltd                                     | 1 year<br>5 months       | Director - Mercer Investments (Australia) Limited                               | 10 years<br>4 months            |
| Martin Lewington | CEO - Mercer (N.Z.) Ltd                                       | 15 years<br>7 months     | Head of Investments - Mercer (N.Z.) Ltd   | 3 years<br>8 months             |
| Kylie Willment   | Chief Investment Officer, Pacific, Mercer Australia (Pty) Ltd | 6 years<br>11 months     | Senior Manager, Investment & Client Strategy - TCorp (NSW Treasury Corporation) | 17 years<br>0 months            |
| Padraig Brown    | Chief Investment Officer - New Zealand, Mercer (N.Z.) Ltd     | 2 years<br>4 months      | Head of Real Estate Investment Management, Mercer Australia (Pty) Ltd           | 11 years<br>2 months            |
| Robert Kavanagh  | Head of Portfolio Management NZ - Mercer (N.Z.) Ltd           | 10 years<br>6 months     | Vice President - Account Management, PIMCO Australia Pty Limited                | 7 years<br>0 months             |

## Further information

You can also obtain this information, the PDS for the Mercer Index Funds and some additional information from the offer register at [www.disclose-register.companiesoffice.govt.nz](http://www.disclose-register.companiesoffice.govt.nz).

## Notes

1. These returns are for the periods ending 30 September 2024.
2. The bar graph shows fund returns after the deduction of fees and tax, however, the market index returns are shown before any fees or tax are deducted.
3. GST is currently charged at 15% on 10% of the management fee in accordance with the non-binding IRD agreement with the Financial Services Council of New Zealand Incorporated on behalf of the funds management industry. GST on management fees is currently under review and therefore this percentage may change in the future.
4. For the reporting of the types of assets under Actual investment mix, foreign exchange hedging positions have been assigned to the asset class to which they relate.
5. The fund invests in Australasian equities as part of its allocation to International equities. This occurs as a result of tracking the MSCI All Country World ex Tobacco Index which currently includes New Zealand and Australian equities.
6. The Top 10 investments have been calculated excluding operational cash and derivatives.