

Fund update

Mercer Ethical Leaders Conservative Fund Mercer Investment Funds

Quarter ending 30 September 2023

This fund update was first made publicly available on: 30 October 2023

What is the purpose of this update?

This document tells you how the Mercer Ethical Leaders Conservative Fund has performed and what fees were charged. The document will help you to compare the fund with other funds. Mercer (N.Z.) Limited prepared this update in accordance with the Financial Markets Conduct Act 2013. This information is not audited and may be updated.

Description of this fund

The fund is a diversified portfolio that is primarily invested in a mix of income assets (e.g., cash and fixed income), with a moderate exposure to growth assets (e.g., shares and listed property). The fund takes a sustainable investment approach and is managed to specific 'sustainable investment' criteria which prohibit investments in certain companies or activities, and encourage investment in companies with strong environmental, social and governance characteristics. This fund has additional exclusions applied as described in our Sustainable Investment Policy and has been certified by the Responsible Investment Association of Australasia (RIAA).

The fund aims to provide moderate returns, to protect capital, and to outperform, over the medium term, the weighted average return of the market indices used to measure performance of the underlying funds/assets in which the fund invests.

| | |
|---------------------------|-------------|
| Total value of the fund | \$4,265,767 |
| The date the fund started | 6 June 1995 |

What are the risks of investing?

Risk indicator for the Mercer Ethical Leaders Conservative Fund:



The risk indicator is rated from 1 (low) to 7 (high). The rating reflects how much the value of the fund's assets goes up and down. A higher risk generally means higher potential returns over time, but more ups and downs along the way.

To help you clarify your own attitude to risk, you can seek financial advice or work out your risk profile at www.sorted.org.nz/tools/investor-profiler

Note that even the lowest category does not mean a risk-free investment, and there are other risks that are not captured by this rating.

This risk indicator is not a guarantee of a fund's future performance. The risk indicator is based on the returns data for 5 years to 30 September 2023. While risk indicators are usually relatively stable, they do shift from time to time. The risk indicator will continue to be updated in future fund updates.

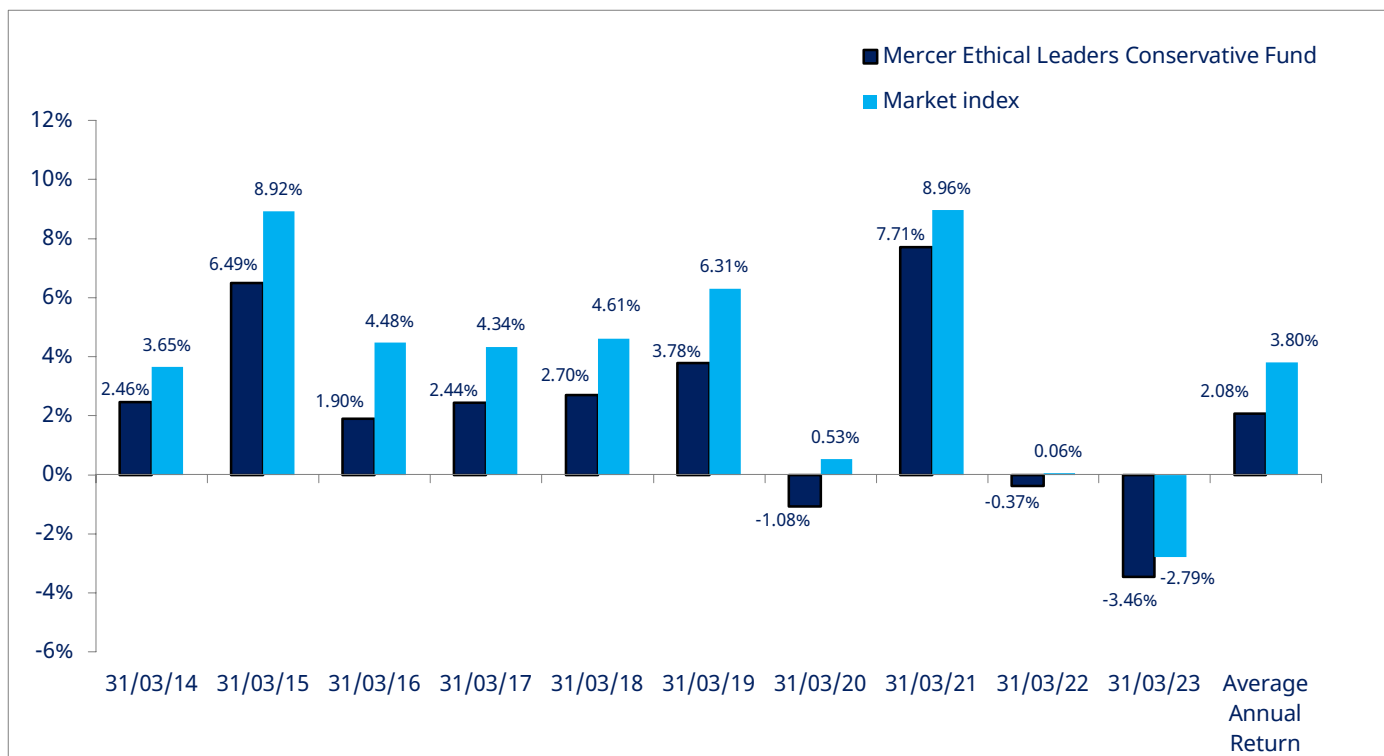
See the product disclosure statement (PDS) for more information about the risks associated with investing in this fund.

How has the fund performed?

| | Average over past 5 years | Past year |
|---|---------------------------|-----------|
| Annual return¹ <i>(after deductions for charges and tax)</i> | 0.52% | 1.87% |
| Annual return¹ <i>(after deductions for charges but before tax)</i> | 0.59% | 2.39% |
| Market index annual return¹ <i>(reflects no deduction for charges and tax)</i> | 1.78% | 4.20% |

The market index annual return is based on the weighted average return of the market indices used to measure performance of the underlying funds/assets. Additional information about the market index is available on the offer register at www.disclose-register.companiesoffice.govt.nz.

Annual Return Graph²



This shows the return after fund charges and tax for each of the last 10 years ending 31 March. The last bar shows the average annual return for the last 10 years, up to 30 September 2023.

Important: This does not tell you how the fund will perform in the future.

Returns in this update are after tax at the highest prescribed investor rate (PIR) of tax for an individual New Zealand resident. Your tax may be lower.

What fees are investors charged?

Investors in the Mercer Ethical Leaders Conservative Fund are charged fund charges. In the year to 31 March 2023 these were:

| | % of net asset value |
|---|----------------------|
| Total fund charges | 1.57% |
| Which are made up of: | |
| Total management and administration charges | 1.57% |
| Including: | |
| Manager's basic fee (excluding GST ³) | 0.90% |
| Other management and administration charges (including GST) | 0.67% |
| Total performance based fees | 0.00% |

Investors may also be charged individual action fees for specific actions or decisions (for example, for withdrawing from or switching funds). See the PDS for the Mercer Ethical Leaders Diversified Funds at www.disclose-register.companiesoffice.govt.nz for more information about those fees.

Small differences in fees and charges can have a big impact on your investment over the long term.

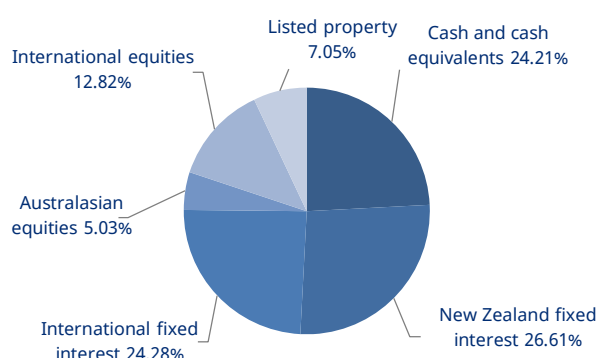
Example of how this applies to an investor

Ben had \$10,000 in the fund at the start of the year and did not make any further contributions. At the end of the year, Ben received a return after fund charges were deducted of \$187.00 (that is 1.87% of his initial \$10,000). Ben also paid \$0.00 in other charges. This gives Ben a total return after tax of \$187.00 for the year.

What does the fund invest in?

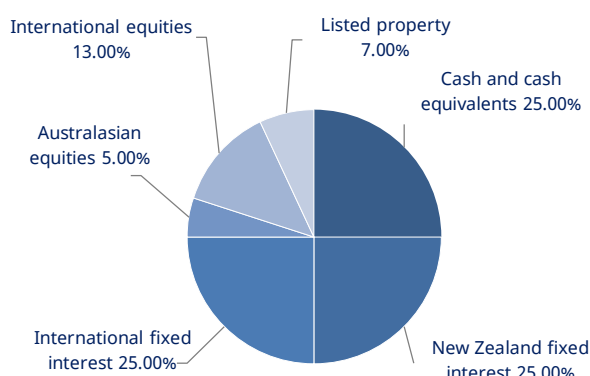
Actual investment mix

This shows the types of assets that the fund invests in.



Target investment mix

This shows the mix of assets that the fund generally intends to invest in.



Top 10 Investments

| Name | % of fund net assets | Type | Country | Credit rating (if available) |
|---|----------------------|------------------------------|---------------|------------------------------|
| 1 iShares MBS ETF | 3.25% | International fixed interest | United States | NA |
| 2 New Zealand Government Bond 3.50% maturing 14/04/33 | 1.93% | New Zealand fixed interest | New Zealand | AAA |
| 3 New Zealand Government Bond 3.00% maturing 20/04/29 | 1.93% | New Zealand fixed interest | New Zealand | AAA |
| 4 Westpac New Zealand Ltd RCD 12/01/24 | 1.81% | New Zealand fixed interest | New Zealand | AA- |
| 5 New Zealand Government Bond 4.50% maturing 15/04/27 | 1.56% | New Zealand fixed interest | New Zealand | AAA |
| 6 New Zealand Government Bond 1.50% maturing 15/05/31 | 1.36% | New Zealand fixed interest | New Zealand | AAA |
| 7 MUFG Bank Ltd Auckland Branch FRN 05/11/24 | 1.22% | New Zealand fixed interest | New Zealand | A- |
| 8 New Zealand Government Bond 2.75% maturing 15/04/25 | 1.21% | New Zealand fixed interest | New Zealand | AAA |
| 9 Westpac New Zealand Ltd RCD 22/01/24 | 1.17% | New Zealand fixed interest | New Zealand | AA- |
| 10 ASB Bank Ltd RCD 15/01/24 | 1.14% | New Zealand fixed interest | New Zealand | AA- |

The top 10 investments make up 16.58% of the fund.

Currency management

The fund targets an exposure to foreign currency shares (excluding Australian dollar shares) of 50% hedged back to the New Zealand dollar (on a net of tax basis). For all other asset classes, the fund targets 100% hedging of foreign currency exposures back to the New Zealand dollar. The underlying manager has the discretion to alter these target positions. See the Statement of Investment Policy and Objectives on the scheme register at www.disclose-register.companiesoffice.govt.nz for more information about currency management.

Hedging coverage, on a net of tax basis, for the Fund's exposure to foreign currency as at 30 September 2023 was 85.48%.

Key personnel

This shows the directors and employees who have the most influence on the investment decisions of the fund.

| Name | Current Position | Time in current position | Previous/other position | Time in previous/other position |
|------------------|---|--------------------------|---|---------------------------------|
| Ross Butler | Chair - Mercer (N.Z.) Ltd | 0 years 5 months | Director - Mercer Investments (Australia) Limited | 10 years 1 month |
| Martin Lewington | CEO - Mercer (N.Z.) Ltd | 14 years 7 months | Head of Investments - Mercer (N.Z.) Ltd | 3 years 8 months |
| Kylie Willment | Chief Investment Officer, Pacific, Mercer Australia (Pty) Ltd | 5 years 11 months | Senior Manager, Investment & Client Strategy - TCorp (NSW Treasury Corporation) | 17 years 0 months |
| Padraig Brown | Chief Investment Officer - New Zealand, Mercer (N.Z.) Ltd | 1 year 4 months | Head of Real Estate Investment Management, Mercer Australia (Pty) Ltd | 11 years 2 months |
| Robert Kavanagh | Head of Portfolio Management NZ - Mercer (N.Z.) Ltd | 9 years 6 months | Vice President - Account Management, PIMCO Australia Pty Limited | 7 years 0 months |

Further information

You can also obtain this information, the PDS for the Mercer Ethical Leaders Diversified Funds and some additional information from the offer register at www.disclose-register.companiesoffice.govt.nz.

Notes

1. These returns are for the periods ending 30 September 2023.
2. The bar graph shows fund returns after the deduction of fees and tax, however, the market index returns are shown before any fees or tax are deducted.
3. GST is currently charged at 15% on 10% of the management fee in accordance with the non-binding IRD agreement with the Financial Services Council of New Zealand Incorporated on behalf of the funds management industry. GST on management fees is currently under review and therefore this percentage may change in the future.